



EXCEL[®] WHEELCHAIRS

BUILT STRONG TO LAST LONG



New!
Translator
on page 6.



"We are committed to building wheelchairs and accessories that last a long time. We want patients safe and comfortable and our wheelchairs are designed with that purpose in mind."

*— Rich Derks, VP, Durable Medical Equipment
Medline Industries, Inc.*



Medline® Quality Assurance — We are committed to delivering outstanding customer value, by providing quality health care products and services which consistently meet the needs of our customers. We are committed to continuous improvement of our products, our services, our business processes and our business relationships. We will accomplish these objectives by creating and maintaining a quality-focused environment, while deploying our Total Quality approach with our valued customers, employees and community.

Guarantee — We guarantee everything we sell. Should you have an issue with a Medline product, please call us or speak to your Medline sales representative. We will take care of the problem immediately, either by promptly exchanging the product or crediting your account.

If you have any questions about our products, call us at 1-800-MEDLINE or speak with your Medline sales representative.

MEDLINE LIMITED WARRANTY: Your Medline Wheelchair has a lifetime warranty on the frame and one year on all other parts. This warranty is extended only to the original consumer who purchases this product new and unused from Medline. This warranty does not extend to any subsequent purchaser or owner. Medline warrants the frame to be free from defects in material and workmanship for the lifetime of the original consumer.

HCPCS DISCLAIMER: HCPCS codes and Home Health Consolidated Billing codes provided by Medline are intended as general guidelines only. Medline does not guarantee coverage or reimbursement of any products. You must address all coverage and reimbursement issues (including the correctness and accuracy of codes) with your individual payers. It is your responsibility to ensure the accuracy and appropriateness of each claim you submit, in accordance with all applicable payer requirements.

All Metric measurements in this catalog are rounded to the nearest whole number



Medline, a healthcare industry leader since 1966. Our full line of wheelchairs will get you rollin'!

Your Guide to Medline Wheelchairs, Accessories and More.

- | | |
|---------------------------------|--|
| 4 THE MEDLINE DIFFERENCE | 16 EXCEL FREEDOM TRANSPORT CHAIR |
| 5 VALUE-ADDED PROGRAMS | 17 EXCEL FREEDOM PLUS BARIATRIC TRANSPORT |
| 6 EXCEL TRANSLATOR | 18 EXCEL ALUMINUM TRANSPORT |
| 7 EXCEL 2000 | 19 EXCEL DELUXE ALUMINUM TRANSPORT |
| 8 EXCEL K3 | 20 EXCEL STEEL TRANSPORT |
| 9 EXCEL K4 | 21 EXCEL KIDZ PEDIATRIC |
| 10 EXCEL EXTRA-WIDE | 22 EXCEL RECLINER |
| 11 EXCEL SHUTTLE | 23 MRI WHEELCHAIR |
| 12 EXCEL K1 BASIC | 24 WHEELCHAIR CUSHIONS |
| 13 EXCEL K4 BASIC | 28 MOBILITY CASES |
| 14 EXCEL NARROW | 30 ACCESSORIES |
| 15 EXCEL 3000 | |

THE MEDLINE DIFFERENCE

Non-Medline Chairs

Medline Chairs




PROBLEM
Inferior welds do not hold up well over time and under heavy loads.



SOLUTION
Tig welding throughout the frame means our frames are stronger and will last longer. **300 lb (136 kg) capacity on most Medline chairs vs. 250 lb (113 kg) competitors.**



PROBLEM
Thin coatings of chrome plating results in greater rusting of frame and components over time.



SOLUTION
Double coating of chrome plating and powder coating on frame and components gives maximum protection against rusting.



PROBLEM
Upholstery screws strip out over time since the screws are inserted into hollow frame tubes.



SOLUTION
Brass-threaded inserts used to fasten down upholstery ensure that no stripping occurs over time.




PROBLEM
Plastic seat cradles and armlocks break easily.



SOLUTION
Aluminum seat cradles and armlocks stay strong and sturdy, resisting any breakage.



PROBLEM
Elevated leg rest supports wear and rust, resulting in leg rests slipping out of position over time.



SOLUTION
Notched, stainless steel ratchet bars on elevated leg rests will not fall down and are resistant to rust.

VALUE-ADDED PROGRAMS


CUSTOM WHEELCHAIR LABELING

FREE! Custom Wheelchair Labeling

Stolen or lost wheelchairs is a frustrating problem for many Institutions. Medline wants to help you solve that problem. For a limited time, when you order 15 or more wheelchairs, we'll design custom, full color, laminated labels you can put on the outside of the wheelchair's side panels. These attractive labels are great for discouraging theft and advertising your business' name. All you have to do is give us your logo electronically, and our graphic artists will do the rest! Your wheelchairs will look attractive and become a new marketing tool for your business!



- Waterproof
- A theft deterrent
- Customized to your logo, fonts and colors
- Specify different departments
- Easily affixes to side panels on wheelchair



WHEELCHAIR ASSESSMENT

If your wheelchairs need replacing, ask your Medline Sales Representative for a FREE copy of our Wheelchair Assessment Checklist. You can use the checklist to review your chairs' condition, helping to make repair vs. replacement decisions. "This is a great way to promote safety for patients and caregivers."

FACTORY DIRECT



Using Factory Direct Saves You Money!

10-15% off everyday prices when you order a full or half container direct from our factory.

- Custom colors
- Some product alterations
- Product delivers directly to you

FREE Private Labeling on Available Wheelchairs when using our Factory Direct Program. Medline can put your corporate logo on some of our most popular medical equipment. We use either a professional silk-screening process or computerized embroidery process, depending on the complexity of your logo. The logo can be up to 4 colors – and is great for advertising your business or discouraging theft.



Example of our "Factory Direct" private labeling.

Translator

Flip it to convert it!



Comfortable hand brake

Height-adjustable push grips

Breathable nylon upholstery

- Convenient Side Carrying Case
- Convenient Cup Holder
- Roomy Under-Seat Basket
- Strong Carrying Handles

Easy-to-adjust push-button footrests lock to sides of translator when not in use

Patent Pending!

Combine the **functionality** of both a rollator and transport chair into one unit!

In just seconds, our Excel Translator™ easily converts from a rollator to a transport chair and vice-versa. The Excel Translator™ allows rollator users to sit down and ride in a transport chair when their legs get tired. And, transport chair users can stand up and walk along when they want to get more exercise. Best of all, you only need to own one piece of equipment, rather than two!

The Excel Translator™ weighs only 18 lbs (8 kgs) which is no heavier than the average rollator or transport chair. It comes with a convenient cup holder, under-the-seat basket, zippered side carrying case, and easy-to-adjust push-button foot rests. You'll be delighted with the comfortable, spacious seat that is more than 75% roomier than our average rollator seat.

Chair	Arm Style	Leg Style	Seat W x D	HCPCS	Wt. Cap.
MDS808200TR	Desk Length	Swing-Away Detachable Footrest	19" x 16" (48 x 41cm)	E0143 E0156	250lb (113kg)

2000



Sets the Standard for Quality

Accessories			
MDS85181U	O ₂ Holder	MDS85196	Anti-Fold Device
MDS85183	I.V. Pole	MDS85197A	Overhead Anti-Theft Device
MDS85190	O ₂ / I.V. Combo	MDS85189	Anti-Tip Device

Chair	Arm Style	Leg Style	Seat W x D	HCPCS	Wt. Cap.
MDS806100*	Full Length Perm.	Permanent Footrest	18" x 16" (46cm x 41cm)	K0001 or K0002	300lb (136kg)
MDS806150*	Full Length Perm.	Detachable Footrest	18" x 16" (46cm x 41cm)	K0001 or K0002	300lb (136kg)
MDS806200*	Full Length Perm.	Detachable Elev. Legrest	18" x 16" (46cm x 41cm)	K0001 or K0002 K0195 or E0990	300lb (136kg)
MDS806250*	Desk Length Remov.	Detachable Footrest	18" x 16" (46cm x 41cm)	K0001 or K0002	300lb (136kg)
MDS806250DFLA**	Full Length Remov.	Detachable Footrest	18" x 16" (46cm x 41cm)	K0001 or K0002	300lb (136kg)
MDS806300*	Desk Length Remov.	Detachable Elev. Legrest	18" x 16" (46cm x 41cm)	K0001 or K0002	300lb (136kg)
MDS806300DFLA**	Full Length Remov.	Detachable Elev. Legrest	18" x 16" (46cm x 41cm)	K0001 or K0002	300lb (136kg)
MDS806400**	Desk Length Remov.	Detachable Footrest	20" x 16" (51cm x 41cm)	K0001 or K0002 E2201	300lb (136kg)
MDS806450**	Desk Length Remov.	Detachable Elev. Legrest	20" x 16" (51cm x 41cm)	K0001 E2201 K0195	300lb (136kg)

*To Order, Add The Letter Color Code Show Below Designating Color To The End Of The Item Number. **Available Only In Standard Black Upholstery.

- RB**Y (Ruby)
- NV**Y (Navy)
- D** (Black)

To order, call 1-800-MEDLINE (1-800-633-5463) or visit us online at www.medline.com

K3



MDS806650

Leader in the **Lightweight** Category

Accessories			
MDS85181U	O ₂ Holder	MDS85196	Anti-Fold Device
MDS85183	I.V. Pole	MDS85197A	Overhead Anti-Theft Device
MDS85190	O ₂ / I.V. Combo	MDS85189	Anti-Tip Device

Chair	Arm Style	Leg Style	Seat W x D	HCPCS	Wt. Cap.
MDS806600N (Narrow)	Desk Length Remov.	Detachable Footrest	16" x 16" (41cm x 41cm)	K0003	300lb (136kg)
MDS806650N (Narrow)	Desk Length Remov.	Detachable Elev. Legrest	16" x 16" (41cm x 41cm)	K0003 K0195	300lb (136kg)
MDS806600	Desk Length Remov.	Detachable Footrest	18" x 16" (46cm x 41cm)	K0003	300lb (136kg)
MDS806650	Desk Length Remov.	Detachable Elev. Legrest	18" x 16" (46cm x 41cm)	K0003 K0195	300lb (136kg)
MDS806600FLA	Full Length Remov.	Detachable Footrest	18" x 16" (46cm x 41cm)	K0003	300lb (136kg)
MDS806650FLA	Full Length Remov.	Detachable Elev. Legrest	18" x 16" (46cm x 41cm)	K0003 K0195	300lb (136kg)



Accessories	
MDS85181U	O ₂ Holder
MDS85183	I.V. Pole
MDS85190	O ₂ / I.V. Combo
MDS85196	Anti-Fold Device
MDS85189WK4	Anti-Tip Device

Our Top-of-the-Line K4 Wheelchair

Chair	Arm Style	Leg Style	Seat W x D	HCPCS	Wt. Cap.
MDS806500N	Swing Back Desk Length	Detachable Footrest	16" x 16" (41cm x 41cm)	K0004	300lb (136kg)
MDS806550N	Swing Back Desk Length	Detachable Elev. Legrest	16" x 16" (41cm x 41cm)	K0004 K0195 or E0990	300lb (136kg)
MDS806500FLA	Swing Back Full Length	Detachable Footrest	16" x 16" (41cm x 41cm)	K0004	300lb (136kg)
MDS806500	Swing Back Desk Length.	Detachable Footrest	18" x 16" (46cm x 41cm)	K0004	300lb (136kg)
MDS806550	Swing Back Desk Length	Detachable Elev. Legrest	18" x 16" (46cm x 41cm)	K0004	300lb (136kg)
MDS806500FLA	Swing Back Full Length	Detachable Footrest	18" x 16" (46cm x 41cm)	K0004	300lb (136kg)
MDS806550FLA	Swing Back Full Length	Detachable Elev. Legrest	18" x 16" (46cm x 41cm)	K0004	300lb (136kg)
MDS806500PLUS*	Swing Back Height Adj. Desk Length	Detachable Footrest	18" x 16" (46cm x 41cm)	K0004	300lb (136kg)
MDS806550PLUS*	Swing Back Height Adj. Desk Length	Detachable Elev. Legrest	18" x 16" (46cm x 41cm)	K0004	300lb (136kg)
MDS806560	Swing Back Desk Length	Detachable Footrest	20" x 18" (51cm x 41cm)	K0004 E2201	350lb (159kg)
MDS806560PLUS*	Swing Back Height Adj. Desk Length	Detachable Footrest	20" x 18" (51cm x 41cm)	K0004 E2201	350lb (159kg)
MDS806565	Swing Back Desk Length	Detachable Elev. Legrest	20" x 18" (51cm x 41cm)	K0004 E2201 K0195	350lb (159kg)
MDS806570	Swing Back Desk Length	Detachable Footrest	22" x 18" (56cm x 41cm)	K0004 E2201	350lb (159kg)
MDS806575	Swing Back Desk Length	Detachable Elev. Legrest	22" x 18" (56cm x 41cm)	K0004 E2201 K0195	350lb (159kg)

* Includes Anti-Tippers and Height Adjustable Desk Length Arms

Extra-Wide



Extra **Strong** for Extra Comfort

Accessories			
MDS85181U	O ₂ Holder	MDS85197A	Overhead Anti-Theft Device
MDS85183	I.V. Pole	MDS85197SH	Overhead Anti-Theft Device for 24" Models
MDS85190	O ₂ / I.V. Combo	MDS85196	Anti-Fold Device
MDS85189	Anti-Tip Device	MDS851965SH	Anti-Fold Device for 24" Models
MDS85192	22" Pushbar		

Chair	Arm Style	Leg Style	Seat W x D	HCPCS	Wt. Cap.
MDS806700	Desk Length Remov.	Detachable Footrest	20" x 18" (51cm x 46cm)	K0007	350lb (159kg)
MDS806750	Desk Length Remov.	Detachable Elevating Legrest	20" x 18" (51cm x 46cm)	K0007	350lb (159kg)
MDS806700FLA	Full Length Remov.	Detachable Footrest	20" x 18" (51cm x 46cm)	K0007	350lb (159kg)
MDS806750FLA	Full Length Remov.	Detachable Elevating Legrest	20" x 18" (51cm x 46cm)	K0007	350lb (159kg)
MDS806800	Desk Length Remov.	Detachable Footrest	22" x 18" (56cm x 46cm)	K0007	350lb (159kg)
MDS806850	Desk Length Remov.	Detachable Elevating Legrest	22" x 18" (56cm x 46cm)	K0007	350lb (159kg)
MDS806800FLA	Full Length Remov.	Detachable Footrest	22" x 18" (56cm x 46cm)	K0007	350lb (159kg)
MDS806850FLA	Full Length Remov.	Detachable Elevating Legrest	22" x 18" (56cm x 46cm)	K0007	350lb (159kg)
MDS806900	Desk Length Remov.	Detachable Footrest	24 x 18" (61 x 46cm)	K0007 E2202	450lb (204kg)
MDS806950	Desk Length Remov.	Detachable Elevating Legrest	24 x 18" (61 x 46cm)	K0007 E2202 K0195	450lb (204kg)

Shuttle



MDS809750

Our Strongest and **Widest** Wheelchair

Accessories			
MDS85181U	O ₂ Holder	MDS85197SH	Overhead Anti-Theft Device
MDS85183	I.V. Pole	MDS85189SH	Anti-Tip Device
MDS85190	O ₂ / I.V. Combo	WCA806965SH	Swing Away Footrest
MDS851965SH	Anti-Fold Device		

Chair	Arm Style	Leg Style	Seat W x D	HCPCS	Wt. Cap.
MDS809650	Desk Length Removable	Detachable Elevating Legrest	24" x 20" (61cm x 51cm)	K0007+E2202 K0195 or E0990	700lb (318kg)
MDS809750	Desk Length Removable	Detachable Elevating Legrest	26" x 20" (66cm x 51cm)	K0007+E2202 K0195 or E0990	700lb (318kg)
MDS809850	Desk Length Removable	Detachable Elevating Legrest	28" x 20" (71cm x 51cm)	K0007+K0108 K0195 or E0990	700lb (318kg)
MDS809585	Full Length Removable	Detachable Elevating Legrest	30" x 20" (76cm x 51cm)	—	700lb (318kg)

K1 Basic



Our Best Value K1 Wheelchair

Accessories			
MDS85181U	O ₂ Holder	MDS85196	Anti-Fold Device
MDS85183	I.V. Pole	MDS85197A	Overhead Anti-Theft Device
MDS85190	O ₂ / I.V. Combo	MDS85189	Anti-Tip Device

Chair	Arm Style	Leg Style	Seat W x D	HCPCS	Wt. Cap.
MDS806250NEE	Desk Length Remov.	Detachable Footrest	16"x16" (41cm x 41cm)	K0001 or K0002	250lb (113kg)
MDS806300NEE	Desk Length Remov.	Detachable Elevating Legrest	16" x16" (41cm x 41cm)	K0001 or K0002 K0195	250lb (113kg)
MDS806150EE	Full Length Perm.	Detachable Footrest	18" x 16" (46cm x 41cm)	K0001 or K0002	250lb (113kg)
MDS806200EE	Full Length Perm.	Detachable Elevating Legrest	18" x 16" (46cm x 41cm)	K0001 or K0002 K0195	250lb (113kg)
MDS806250EE	Desk Length Remov.	Detachable Footrest	18" x 16" (46cm x 41cm)	K0001 or K0002	250lb (113kg)
MDS806300EE	Desk Length Remov.	Detachable Elevating Legrest	18" x 16" (46cm x 41cm)	K0001 or K0002-K0195	250lb (113kg)
MDS806400EE	Desk Length Remov.	Detachable Footrest	20" x 16" (51cm x 41cm)		300lb (136kg)
MDS806450EE	Desk Length Remov.	Elevating Legrest	20" x 16" (51cm x 41cm)		300lb (136kg)

**K1 Basic contains dry natural rubber

K4 Basic



MDS806550E

Our Best Value K4 Wheelchair

Accessories			
MDS85181U	O ₂ Holder	MDS85196	Anti-Fold Device
MDS85183	I.V. Pole	MDS85197A	Overhead Anti-Theft Device
MDS85190	O ₂ / I.V. Combo	MDS85189WK4	Anti-Tip Device

Chair	Arm Style	Leg Style	Seat W x D	HCPCS	Wt. Cap.
MDS806500NE	Swing Back Desk Length	Detachable Footrest	16" x 16" (41cm x 41cm)	K0004	250lb (113kg)
MDS806550NE	Swing Back Desk Length	Detachable Elevating Legrest	16" x 16" (41cm x 41cm)	K0004 K0195	250lb (113kg)
MDS806500E	Swing Back Desk Length	Detachable Footrest	18" x 16" (46cm x 41cm)	K0004	250lb (113kg)
MDS806550E	Swing Back Desk Length	Detachable Elevating Legrest	18" x 16" (46cm x 41cm)	K0004 K0195	250lb (113kg)
MDS806560E	Swing Back Desk Length	Detachable Footrest	20" x 18" (51cm x 46cm)	K0003 E2201	300lb (136kg)
MDS806565E	Swing Back Desk Length	Detachable Elevating Legrest	20" x 18" (51cm x 46cm)	K0003 K0195 E2201	300lb (136kg)

Narrow



MDS806250N

Less Width Same Great Quality

Accessories			
MDS85181U	O ₂ Holder	MDS851965	Anti-Fold Device
MDS85183	I.V. Pole	MDS85197A	Overhead Anti-Theft Device
MDS85190	O ₂ / I.V. Combo	MDS85189	Anti-Tip Device

Chair	Arm Style	Leg Style	Seat W x D	HCPCS	Wt. Cap.
MDS806150N	Full Length Permanent	Detachable Footrest	16" x 16" (41cm x 41cm)	K0001	300lb (136kg)
MDS806200N	Full Length Permanent	Detachable Elev. Legrest	16" x 16" (41cm x 41cm)	K0001 or K0002+K0195 or E0990	300lb (136kg)
MDS806250N	Desk Length Removable	Detachable Footrest	16" x 16" (41cm x 41cm)	K0001 or K0002	300lb (136kg)
MDS806300N	Desk Length Removable	Detachable Elev. Legrest	16" x 16" (41cm x 41cm)	K0001 or K0002+K0195	300lb (136kg)
MDS806250NFLA	Full Length Removable	Detachable Footrest	16" x 16" (41cm x 41cm)	K0001 or K0002	300lb (136kg)
MDS806300NFLA	Full Length Removable	Detachable Elev. Legrest	16" x 16" (41cm x 41cm)	K0001 or K0002 K0195	300lb (136kg)

3000



Two Chairs in One!*

*Excel 3000 comes with standard 24" (61cm) rear wheels. To convert to transport chair requires purchasing WCAWHEELKIT Transport Wheel Kit.

Accessories			
MDS85181U	O ₂ Holder	MDS85197A	Overhead Anti-Theft Device
MDS85183	I.V. Pole	MDS85189	Anti-Tip Device
MDS85190	O ₂ / I.V. Combo	WCAWHEELKIT	Transport Wheel Kit
MDS85196	Anti-Fold Device		



Quick release wheel mounting allows easy conversion from standard to transport chair

Chair	Arm Style	Leg Style	Seat W x D	HCPSC	Wt. Cap.
MDS806150NDLX	Full Length Permanent	Detachable Footrest	16" x 16" (41cm x 41cm)		300lb (136kg)
MDS806200NDLX	Full Length Permanent	Detachable Elev. Legrest	16" x 16" (41cm x 41cm)		300lb (136kg)
MDS806300NDLX	Desk Length Removable	Detachable Elev. Legrest	16" x 16" (41cm x 41cm)		300lb (136kg)
MDS806150DLX	Full Length Permanent	Detachable Footrest	18" x 16" (46cm x 41cm)	K0001	300lb (136kg)
MDS806200DLX	Full Length Permanent	Detachable Elev. Legrest	18" x 16" (46cm x 41cm)	K0001+K0195	300lb (136kg)
MDS806250DLX	Desk Length Removable	Detachable Footrest	18" x 16" (46cm x 41cm)	K0001	300lb (136kg)
MDS806300DLX	Desk Length Removable	Detachable Elev. Legrest	18" x 16" (46cm x 41cm)	K0001+K0195	300lb (136kg)

SUPERLIGHT FREEDOM TRANSPORT CHAIR

Freedom



MDS808200SLBR

The **Lightest** Aluminum Transport Chair of Its Kind

Weighs less than 15 pounds!
(25% less than competitors).



Backside features bottle holder, key ring, cell phone pocket, identification holder, and pocket for billfold or iPod.



Optional carrying case with strap (MDSCHAIRCASE)

Accessories			
MDS85181FT*	O ₂ Holder	MDS85196	Anti-Fold Anti-Theft Device
MDS85183FT*	I.V. Pole	MDS85189FT	Anti-Tip Device
MDS85190FT*	O ₂ / I.V. Combo	MDSCHAIRCASE	Carrying Case with Strap

Chair	Color	Leg Style	Seat W x D	HCPCS	Wt. Cap.
MDS808200SLRR	Red	Detachable Footrest	19" x 16" (48cm x 41cm)	E1038	300lb (136kg)
MDS808200SLBR	Blue	Detachable Footrest	19" x 16" (48cm x 41cm)	E1038	300lb (136kg)
MDS808200SLSR	Metallic Silver	Detachable Footrest	19" x 16" (48cm x 41cm)	E1038	300lb (136kg)

Bariatric



MDS808200BAR

Plus Sized Lightweight and Incredibly Strong

Weighs just 33 pounds!
(25% less than competitors)

Accessories	
MDS85181U	O ₂ Holder
MDS85183	I.V. Pole
MDS85190FT	O ₂ / I.V. Combo
MDS851965SH	Anti-Fold Anti-Theft Device
MDSCHAIRCASEB	Carrying Case with Strap



Backside features bottle holder, key ring, cell phone pocket, identification holder, and pocket for billfold or iPod.



Optional carrying case with strap (MDSCHAIRCASEB)

Chair	Arm Style	Leg Style	Seat W x D	HCPCS	Wt. Cap.
MDS808200BAR	Full Length Permanent	Elevating Legrest	22" x 18" (56cm x 46cm)	E1039	400lb (181kg)

Aluminum

**Weighs 19 lbs
(8.5 kgs)!**



MDS808200AR

The **Best Value** in Aluminum Transport Wheelchairs

Accessories			
MDS85181FT*	O ₂ Holder	MDS85196	Anti-Fold Anti-Theft Device
MDS85183FT*	I.V. Pole	MDS85189FT	Anti-Tip Device
MDS85190FT*	O ₂ / I.V. Combo	MDSCHAIRCASE	Carrying Case with Strap

*Recommended for use with Anti-Tip Device

Chair	Color	Arm Style	Leg Style	Seat W x D	HCPCS	Wt. Cap.
MDS808200AR	Red	Full Length Permanent	Detachable Footrest	19" x 16" (48cm x 41cm)	E1038	300lb (136kg)
MDS808200AB	Blue	Full Length Permanent	Detachable Footrest	19" x 16" (48cm x 41cm)	E1038	300lb (136kg)

**Weighs 23 lbs
(10 kgs)!**

Deluxe



**Our Premium
Aluminum Transport Wheelchair**

Accessories			
MDS85181FT*	O ₂ Holder	MDS85196	Anti-Fold Anti-Theft Device
MDS85183FT*	I.V. Pole	MDS85189FT	Anti-Tip Device
MDS85190FT*	O ₂ / I.V. Combo	MDSCHAIRCASE	Carrying Case with Strap

*Recommended for use with Anti-Tip Device

Chair	Color	Arm Style	Leg Style	Seat W x D	HCPCS	Wt. Cap.
MDS808210AR	Red	Full Length Permanent	Detachable Footrest	19" x 16" (48cm x 41cm)	E1038	300lb (136kg)
MDS808210AB	Blue	Full Length Permanent	Detachable Footrest	19" x 16" (48cm x 41cm)	E1038	300lb (136kg)

Steel

Ideal wheelchair for airports, shopping malls, healthcare institutions, or other public places that require economical transport.



The Industry Standard in **Steel** Transport Wheelchairs

Accessories			
MDS85181FT*	O ₂ Holder	MDS85196	Anti-Fold Anti-Theft Device
MDS85183FT*	I.V. Pole	MDS85189FT	Anti-Tip Device
MDS85190FT*	O ₂ / I.V. Combo	MDSCHAIRCASE	Carrying Case with Strap

*Recommended for use with Anti-Tip Device

Chair	Arm Style	Leg Style	Seat W x D	HCPCS	Wt. Cap.
MDS808150	Full Length Permanent	Detachable Footrest	17 x 16" (432 x 41cm)	E1038	300lb (136kg)
MDS808200	Full Length Permanent	Detachable Footrest	19" x 16" (48cm x 41cm)	E1038	300lb (136kg)

Kidz



Adjustable telescoping handles for caregiver comfort

Comfortable nylon upholstery with smiley logo

Padded and upholstered armrests and calf pads are standard

Swing-back arms

Treaded, flat free tires for safe riding

Anti-Tippers included

Standard dual axle allows for easy adjustment of seat height to hemi level.

Every Excel Kidz Chair Comes with a Smile

Accessories			
MDS85181U	O ₂ Holder	MDS85196K	Anti-Fold Device
MDS85183	I.V. Pole	MDS85197K	Overhead Anti-Theft Device
MDS85190	O ₂ / I.V. Combo		

Chair	Arm Style	Leg Style	Seat W x D	HCPCS	Wt. Cap.
MDS806140PEDE	Swing Back Desk Length Permanent	Detachable Elev. Legrest	14" x 12" (36cm x 30cm)	E1229	250lb (113kg)

Recliner



Comfortable nylon upholstery

Full back and head support is provided by 22" high back and 10" removable headrest

Back folds down for compact storage

Threaded seat screw inserts reduce stripping from upholstery changes

Carbon steel frame with chip-resistant chrome plating

Elevating legrest models feature a notched, stainless steel ratchet bar to lock the legrests securely in place

Dynamic recline range from 90° to 160°

Anti-tippers standard

Smooth-rolling solid flat free tires

16" and 18" feature dual axle that allows for easy adjustment of seat height to hemi level

MDS808450

Accessories	
MDS85196	Anti-Fold Device
MDS85189WK4*	Anti-Tip Device

The Most Comfortable Recliner on the Market

Chair	Arm Style	Leg Style	Seat W x D	HCPCS	Wt. Cap.
MDS808350*	Desk Length Removable	Detachable Elevating Legrest	16" x 17" (41cm x 43cm)	K0003 E0966 E1225 K0195 E0971	300lb (136kg)
MDS808450*	Desk Length Removable	Detachable Elevating Legrest	18" x 17" (46cm x 43cm)	K0003 E0966 E1225 K0195 E0971	300lb (136kg)
MDS808550*	Desk Length Removable	Detachable Elevating Legrest	20" x 17" (51cm x 43cm)	K0003 E0966 E2201 E1225 K0195 E0971	350lb (159kg)
MDS808650*	Desk Length Removable	Detachable Elevating Legrest	22" x 17" (56cm x 43cm)	—	350lb (159kg)

* All Medline Reclining Wheelchairs Come with Anti-Tip Device

MRI

Healthcare Grade PVC pipe and fittings
inhibit the growth of bacteria!



High Comfort in an MRI Chair

Chair	Internal Width	External Width	Total Height x Length	Seat W x D	Wt. Cap.
PVCM1311824WM	18" (46cm)	29" (74cm)	40" x 33" (102cm x 84cm)	18" x 18" (46cm x 46cm)	300lb (136kg)

WHEELCHAIR CUSHIONS

Use this easy step-by-step guide to make the right choice for your patients

Step 1: Choose the Level of Pressure Redistribution (see pages 24-27)

- Advanced**
Significant pressure redistribution for highest risk patients or those with pressure ulcers. Will address positioning needs. May be adjustable to meet individual patient needs.
- Moderate**
Helps redistribute pressure for those at risk for pressure ulcers. May also help with positioning needs.
- Basic**
Adds comfort for lower risk seated individuals.

Step 2: Choose the Type of Cushion Material

- Foam Cushion:**
Most economical material. Typically used for comfort through moderate pressure redistribution. Different density foams can be used to address patient comfort, including more expensive visco elastic memory foams. Different cut patterns are often used to prevent shear and help reduce pressure.
- Gel & Foam Cushion:**
Typically provide moderate to advanced pressure redistribution. Most common design is gel sacks placed between higher quality foams. Gel sacks separated into quadrants perform best by keeping gel focused under problem areas to reduce pressure. Also designed to reduce shear and heat.
- Air Cell Cushion:**
Typically provide the most advanced pressure redistribution. These cushions are adjustable to meet the individual needs of each patient. Redistribute pressure very well by distributing weight evenly. Tracks patient movements and adjusts to patient's body contours reducing pressure points.

Step 3: Choose the Best Cushion Design

- Flat Cushions**
Sometimes referred to as a zero elevation cushion, it has the same thickness across the entire cushion. Can be used for comfort or pressure redistribution.

- Wedge Cushions**
Thicker in the front and angling down to a thinner back, it provides support, stability and pressure redistribution for active users that tend to slide forward.

- Pommel Cushions**
Abducts legs to reduce skin shear and pressure. Provides proper alignment to reduce hip rotation. Can be on a flat or wedge cushion.

- Contour Cushions**
Sometimes referred to as a Saddle Cushion, it emphasizes proper positioning and leg alignment while reducing hip rotation. Provides pressure redistribution and comfort by increasing seating area.

- Anti-Thrust Cushions**
Has a one inch shelf in the middle to reduce thrusting and sliding forward. Helps reduce sacral sitting. Low profile front minimizes leg elevation.

- Back Cushions**
Provides comfort, support and cushioning on back and spine. Helps redistribute pressure while eliminating the hammock effect of a sling back.


WHEELCHAIR CUSHIONS

Advanced Pressure Redistribution

Medline Contour Plus — A skin protection and positioning cushion. The high resiliency foam cushion features a segmented gel insert and waterfall front that help to redistribute weight and relieve pressure. The incontinent proof PolyX cover has four way stretch for better performance and is easy to clean.

HCPCS Code: E2607

Cushion	Seat WxD
MSCCONPL1616	16x16" (41x41cm)
MSCCONPL1618	16x18" (41x46cm)
MSCCONPL1816	18x16" (46x41cm)
MSCCONPL1818	18x18" (46x46cm)
MSCCONPL2016	20x16" (51x41cm)
MSCCONPL2018	20x18" (51x46cm)



MSCCONPL1816

HCPCS Code: E2608

Cushion	Seat WxD
Larger sizes	
MSCCONPL2218	22x18" (56x46cm)
MSCCONPL2418	24x18" (61x46cm)

Medline Visco Foam
Uses three different foam layers including high resiliency foam which molds to the users exact anatomical contour. This provides both maximum seating surface area for reducing high pressure zones and substantial contour to properly position the user.



MSCVIS1816

HCPCS Code: E2603

Cushion	Seat WxD
MSCVIS1616	16x16x4" (41x41x10cm)
MSCVIS1816	18x16x4" (46x41x10cm)
MSCVIS1818	18x18x4" (46x46x10cm)
MSCVIS2016	20x16x4" (51x41x10cm)

The Saddle Cushion — Promotes Proper Leg Alignment. This zero elevation cushion reduces hip rotation and pelvic obliquity. Contoured leg adductors and abductor increase overall seating surface area, helping to redistribute weight and reduce pressure.

HCPCS Code: E2607



MDTSE1816

Cushion	Seat WxD
MDTSE1616	16x16" (41x41cm)
MDTSE1618	16x18" (41x46cm)
MDTSE1816	18x16" (46x41cm)
MDTSE2018	20x18" (51x46cm)

HCPCS Code: E2607

Saddle Gel Cushion — with New, Improved Quadra 3D® Gel Pack. A supple polyurethane bladder conforms to the user's body, providing even greater pressure relief.

Cushion	Seat W x D
MDTSEG1616 Gel	16x16" (41x41cm)
MDTSEG1618 Gel	16x18" (41x46cm)
MDTSEG1816 Gel	18x16" (46x41cm)
MDTSEG2018 Gel	20x18" (51x46cm)


Air Cell Cushions — Offer Superb Pressure Relief. These therapeutic cushions provide ultimate care to fragile tissue. Individual cells adjust to each patient's body contours, flexing in multiple directions and decreasing body weight per unit area of the cushion. Made of flame-retardant, latex-free neoprene rubber, comes with a washable all-way stretch cover and hand pump for inflation. Two heights available.

HCPCS Code: K0734



MSC1S1715

Cushion Contour	Seat WxDxH
4" (10cm) High— Max. Support	
MSC1S1515	16x16x4" (41x41x10cm)
MSC1S1715	18x16x4" (46x41x10cm)
MSC1S1717	18x18x4" (46x46x10cm)
MSC1S1917	20x16x4" (51x46x10cm)



MSC1S1715L

Cushion Contour	Seat WxDxH
2" (5cm) Short— For Active Patients	
MSC1S1515L	16x16x2" (41x41x5cm)
MSC1S1715L	18x16x2" (46x41x5cm)
MSC1S1717L	18x18x2" (46x46x5cm)
MSC1S1917L	20x18x2" (51x46x5cm)

Roho Quadro Select® — An adjustable skin protection and positioning cushion. The revolutionary ISOFLO® Memory Control offers shape fitting capabilities. With the built-in stability and simplicity of the Quadro Select Cushion, no longer will you have to sacrifice maximum skin protection to get stability, positioning or convenience.



MSCQS109C

HCPCS Code: K0736

Cushion	Seat WxDxH	Cushion	Seat WxDxH
Low Profile—2" (5cm) Height		High Profile—4" (10cm) Height	
MSCQS99LPC	16x16x2" (41x41x5cm)	MSCQS99C	16x16x4" (41x41x10cm)
MSCQS109LPC	18x16x2" (46x41x5cm)	MSCQS109C	18x16x4" (46x41x10cm)
MSCQS1010LPC	18x18x2" (46x46x5cm)	MSCQS1010C	18x18x4" (46x46x10cm)
MSCQS1011LPC	18x20x2" (46x51x5cm)	MSCQS1011C	18x20x4" (46x51x10cm)
MSCQS1111LPC	20x20x2" (51x51x5cm)	MSCQS1111C	20x20x4" (51x51x10cm)

WHEELCHAIR CUSHIONS

Moderate Pressure Redistribution



MSCCB1816

Medline Contour Basic Cushion Keeps Body Aligned, Reduces Pressure

These single-density foam cushions have a contoured design that aligns hips and legs while reducing pressure on any one area. ShearX all-way stretch cover reduces skin shear and is antimicrobial and fluid-proof. Works with sling or pan style chairs.

HCPCS Code: E2601

Cushion	Seat WxDxH
MSCCB1616	16x16" (41x41cm)
MSCCB1816	18x16" (46x41cm)
MSCCB1818	18x18" (46x46cm)
MSCCB2016	20x16" (51x41cm)



MSCPRC31816

Medline's Nylex-Covered Gel/Foam Wheelchair Cushions Reduce Pressure

Designed for both comfort and function, Nylex-Covered Gel/Foam Wheelchair Cushions utilize a gel pack placed between two layers of resilient foam to stabilize wheelchair patients while reducing pressure.

HCPCS Code: E2603

Cushion	Seat WxDxH
MSCPRC31616	16x16x3" (41x41x8cm)
MSCPRC31816	18x16x3" (46x41x8cm)
MSCPRC31818	18x18x3" (46x46x8cm)
MSCPRC32016	20x16x3" (51x41x8cm)



MSCVC1816

Medline Visco Cushion

The Medline Visco Cushion utilizes state-of-the-art visco elastic memory foam that cradles the patient's bony prominences to redistribute pressure. This pressure reducing cushion has a bottom layer of open cell foam to add additional support and comfort. Anti-shear cover is easy to clean and is fluid-proof.

HCPCS Code: E2603

HCPCS Code: E2604

Cushion	Seat WxDxH	Cushion	Seat WxDxH
MSCVC1616	16x16x3" (41x41x76mm)	Larger sizes	
MSCVC1618	18x16x3" (46x41x76mm)	MSCVC2218	22x18x3" (56x46x76mm)
MSCVC1816	18x16x3" (46x41x76mm)	MSCVC2418	24x18x3" (61x46x76mm)
MSCVC1818	18x18x3" (46x46x76mm)		
MSCVC2016	20x16x3" (51x41x76mm)		
MSCVC2018	20x18x3" (51x46x76mm)		



MSCWG1816

Medline Wedge with Gel

This therapeutic cushion has a wedge design that helps prevent patients from sliding forward. Two layers of high-density foam provide a stable foundation, while the four-section gel pack helps relieve pressure. ShearX all-way stretch cover reduces skin shear and is antimicrobial and fluid proof. Cushion has a non-skid bottom and a strap to hold it in place.

Cushion	Seat WxDxH
MSCWG1616	16x16" (41x41cm)
MSCWG1816	18x16" (46x41cm)
MSCWG1818	18x18" (46x46cm)
MSCWG2016	20x16" (51x41cm)



MDTSPZEC1816

The Support Pro Has a Rounded Bottom to Reduce Wheelchair "Hammock" Effect

Add comfort and support to any wheelchair with the Support Pro cushion. The polyurethane cover is waterproof, easy-to-clean, and designed for pressure reduction. Comfort features include two-density HR foam, a waterfall front, coccyx cutout and a tapered, zero elevation design.

Cushion	Seat WxDxH
MDTSPZEC1616	16x16x3" (41x41x8cm)
MDTSPZEC1618	16x16x3" (41x41x8cm)
MDTSPZEC1816	18x16x3" (46x41x8cm)
MDTSPZEC2018	20x18x3" (51x46x8cm)

WHEELCHAIR CUSHIONS

Basic Pressure Redistribution



MSCPRC21816



MSCCOMF1816

Medline 2" Gel Foam Cushion

The Medline pressure reduction gel foam seat cushion is an economical seating surface that provides both comfort and pressure reduction. The gel pack placed between two layers of soft foam helps to redistribute pressure away from prominences. Features an easy to clean fluid proof cover.

HCPCS Code: E2601

Cushion	Seat WxDxH
MSCPRC21616	16x16x2" (41x41x5cm)
MSCPRC21816	18x16x2" (46x41x5cm)
MSCPRC21818	18x18x2" (46x46x5cm)
MSCPRC22016	20x16x2" (51x41x5cm)


Medline Comfort Cushion

The Medline Comfort Cushion adds comfort and support to any wheelchair. The 3" soft foam cushion helps reduce pressure points and is perfect for the user that has low to moderate risk of skin breakdown. Features a fluid-proof, easy-to-clean cover.

HCPCS Code: E2601

HCPCS Code: E2602

Cushion	Seat WxDxH	Cushion	Seat WxDxH
MSCCOMF1616	16x16x3" (41x41x8cm)	Larger sizes	
MSCCOMF1618	16x18x3" (41x46x8cm)	MSCCOMF2218	22x18x3" (56x46x8cm)
MSCCOMF1816	18x16x3" (46x41x8cm)	MSCCOMF2418	24x18x3" (61x46x8cm)
MSCCOMF1818	18x18x3" (46x46x8cm)		
MSCCOMF2016	20x16x3" (51x41x8cm)		
MSCCOMF2018	20x18x3" (51x46x8cm)		



MSC263PM1816

Medline Gel/Foam Pommel Cushion

The Pommel Cushion is designed to help properly position and align the hips. Center pommel keeps patient's knees separated to reduce skin shear and increase air circulation. The gel pack helps reduce pressure and the foam provides stability and support. Nylex cover is easy to clean.

Cushion	Seat WxD
MSC263PM1616	16x16" (41x41cm)
MSC263PM1816	18x16" (46x41cm)
MSC263PM1818	18x16" (46x46cm)
MSC263PM2016	20x18" (51x41cm)

Bariatric Pressure Redistribution



MSC26322184

Medline Nylex-Covered Bariatric Gel/Foam

Designed for both comfort and function, Nylex-Covered Gel/Foam cushion utilizes a gel pack placed between two layers of resilient foam to stabilize wheelchair patients while reducing pressure. This value priced cushion has a 700lb weight capacity.

Cushion	Seat WxDxH
MSC26320184	20x18x4" (51x46x10cm)
MSC26320204	20x20x4" (51x51x10cm)
MSC26322184	22x18x4" (56x46x10cm)
MSC26322204	22x20x4" (56x51x10cm)
MSC26324184	24x18x4" (61x46x10cm)
MSC26324204	24x20x4" (61x51x10cm)
MSC26326184	26x18x4" (66x46x10cm)
MSC26326204	26x20x4" (66x51x10cm)
MSC26328184	28x18x4" (71x46x10cm)
MSC26328204	28x20x4" (71x51x10cm)

MOBILITY CASES

Stay Organized with our Traveling Gear from Medline and Case Logic

FREE
Point-of-Purchase
Display Available



Armrest Organizer for
Powerchairs and Scooters
WCAMA01



Flip-Over Armrest Pouch for
Powerchairs and Scooters
WCAMAF1



Backpack for Powerchairs and Scooters
WCAPBW1 (20"-24" Seats)
WCAPBS1 (16"-18" Seats)



*(Ask your Medline
Sales Representative for details.)*



Backpack for
Back of Wheelchairs
WCAMBS1



Deluxe Backpack for Back of Wheelchairs
(Backpack Tethered to Outer Shell)
WCAMBD1



Under-Seat Organizer
for Wheelchairs
WCAMUS1



Mobility Catch-All Side Pouch
for Wheelchairs and Walkers
WCAMCA1



Walker Front Organizer
WCAMMO1



Walker Side Organizer
WCAMPO1



Lap Organizer for Wheelchairs
WCAML01



Armrest Cover for Wheelchairs,
Powerchairs and Scooters
WCAMLAC1 (Lg), **WCAMSAC1** (Sm)



Oversized Zipper Pulls
WCAOZP1



Carry-All and Legrest Bag
MDS85LRBAG

**Ideal for use with
Powerchairs, Scooters,
Wheelchairs and Walkers!**

WHEELCHAIR ACCESSORIES



SideMinder

As a fully adjustable lateral support, the SideMinder is recommended for users with moderate to severe impairment in their ability to maintain proper posture. This support is available with either standard or contoured lateral pads that adjust horizontally or vertically. For even the most difficult to correct postural asymmetries, the SideMinder is fully functional support.

Sideminder	Description
MDTSDMDR	Fits 16-24" (41-609mm) wheelchairs



The Molded Foot

The Molded Foot offers a comfortable foot support designed with high quality polyurethane foam. It includes a rigid insert molded into the base for additional support. The molded foot can be attached to the wheelchair with straps or by bolting it directly to the foot plate.

Molded Foot	Description
MSCMLDFT	Molded Foot



The Molded Arm

An ergonomically designed, cost-effective solution for users with arm issues. In addition to stabilizing the elbow, it features a convex palm area for user comfort as well as a gentle rise in elevation from elbow to fingertips help to prevent edema. Lightweight Interlock bracket system locks down to either 3/4" or 7/8" tubing using a 2-bolt connection.

Molded Arm	Description
MSCMLDARML	Left Side
MSCMLDARMR	Right Side



Comfort Lap Tray

The Comfort Half Lap Tray is available as either an Interlock or slide-on mount. The flip-up half lap pivots upward to allow users to easily enter and exit the wheelchair. With the slide-on mount option, the lap tray can be easily installed or removed. Also available in a full lap tray

Tray	Description
MSCMLAPTRYL	Left Half
MSCMLAPTRYR	Right Half
MSCMEDLAPTRAY	Full Lap



Medline Back Cushion

The Medline Back Cushion is a comfortable support cushion that fits in front of a standard wheelchair back, eliminating the hammock effect of a sling back. Two layers of high density foam provide support for the entire back. The ShearX all-way stretch cover reduces skin shear and is fluid-proof. Straps onto the wheelchair and is easy to remove.

HCPCS Code: E2611

Back Cushion	Description
Back cushion with Lumbar Support	
MSCBL16	16" (41cm) Wheelchair
MSCBL18	18" (46cm) Wheelchair
MSCBL20	20" (51cm) Wheelchair
Back cushion without Lumbar Support	
MSCB16	16" (41cm) Wheelchair
MSCB18	18" (46cm) Wheelchair
MSCB20	20" (51cm) Wheelchair

WHEELCHAIR ACCESSORIES

Essential ACCESSORIES

See Individual Wheelchairs for Details.




Overhead Anti-Theft Device
MDS85197A


For 24-30" (61-762mm) Models
MDS85197SH



Telescoping I.V. Pole
for Transport Chairs
MDS85183



Oxygen Tank Holder
MDS85181U



IV/Oxygen Tank Holder Combination
for Transport Chairs
MDS85190



Anti-Tip Device
for Standard
Excel Chairs
MDS85189




Anti-Fold/Anti-Theft
Device
MDS85196

For 24-30" (61-762mm) Models
MDS851965SH

Additional ACCESSORIES



IV/Oxygen Tank Holder Combination
for Transport Chairs
MDS85190FT



Telescoping I.V. Pole
for Transport Chairs
MDS85183FT



Anti-Tip Device for
Transport Chairs
MDS85189FT

WHEELCHAIR ACCESSORIES

Additional ACCESSORIES



Ht. Adj. Removable Full-Length
Arms for Standard Excel
WCA806967

Ht. Adj. Removable Desk-Length
Arms for Standard Excel
WCA806966
(not shown above)



Ht. Adj. Removable
Full-Length Arms For K4
WCA806963K4

Ht. Adj. Removable
Desk-Length Arms For K4
WCA806962K4



PRECISE® Hospital Foam
Cleaner/ Disinfectant
CLH40513

Additional Accessories
Ask your Medline representative
for information on the
accessories listed below.

Tool Kit
WCA806905

Seat Extension for
18" (46cm) K4 & 3000
WCA806922EXT

1000 Hemi Kit
WCAHEMIKIT

3000 Transport Kit
WCAWHEELKIT

Wheelchair Box
MDS33X13X38

Delta Push Bar for 16-22"
(41-56cm) Chairs
MDS85192

60" Auto-Style Seat Belt
WCATQ4025BLK

Elevated Legrests with
Composite Footplates
and Black Vinyl Calf Pads
WCA806985HCP

Elevated Legrests with
Aluminum Footplates
(No Calf Pads)
WCA806985HEMI

Swing Away Legrests
with Composite Footplates
WCA806965HCP

Swing Away Legrests
with Aluminum Footplates
WCA806965HEMI

Super Hemi Kit
1000, 2000, 3000, K4
MDS85195



Pneumatic front Caster
for Standard Excel
WCA806930P



Tinnerman Legrest Locks, pair
(For preventing theft of leg riggings)
WCA806991



Medline Clamp on Drink Holder
WCACUP



Amputee Attachment
for K1 and K3
MDS807AMPK13

Ask your Medline representative
for details on amputee attachments
for other chairs.



Wheel Lock Handle Extension
MDS85157PR



Anti-Tip Device
for K4 and Recliner
MDS85189WK4



Flat-Free Tire for Standard Excel
WCA806947P —
other 18" (46cm) Chairs
WCA806947PQR for K4





Articulating Legrest for
Hemi-Legrests
WCA806985ART



One Arm Drive K4 18" (46cm)
and 16" (41cm) only.
Default of right hand operation
MDSK41RMDRIVE



Wheelchair Headrest
16"-20" (41cm-51cm) only
MDS85HDREST

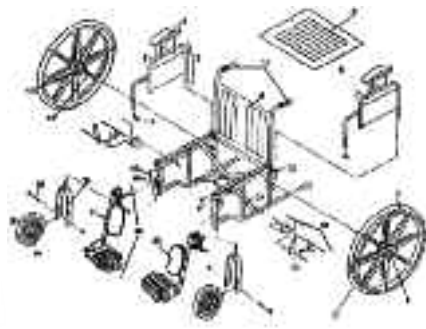


GET ALL THE DETAILS

Contact your Medline sales representative for one of our other great catalogs and to find out how we can help you with your wheelchair needs.

Use only GENUINE MEDLINE PARTS

Keep your Medline wheelchair running in top shape by using only Genuine Medline Parts. Ask your Medline sales representative for a parts catalog containing easy-to-read exploded view diagrams for all of our chairs.



Medline Industries, Inc.

One Medline Place
Mundelein, IL 60060

Medline United States
1-800-MEDLINE (633-5463)

www.medline.com | info@medline.com

Medline Canada
1-800-396-6996

www.medline.ca | canada@medline.com

Medline Mexico
01-800-831-0898

www.medlinemexico.com | mexico@medline.com

Some products may not be available for sale in Mexico or Canada. Please contact your Account Representative for additional information. We reserve the right to correct any errors that may occur within this catalog. ©2010 Medline Industries, Inc. Medline is registered trademark of Medline Industries, Inc. Excel® is a registered trademark of Medline Industries, Inc., Quadra3D® is a registered trademark of Marken International, Inc. Quadro Select® is a registered trademark of Roho, Inc., Excel Translator™ is a registered trademark of Medline Industries, Inc.

MKT210056 / LIT024 / 10M / SG6